



# One Bag Travel Checklist

## TROPICAL CLIMATE

<input type="checkbox"/>	Positive Attitude	<input type="checkbox"/>	Sleeping bag liner
<input type="checkbox"/>	3 Shirts	<input type="checkbox"/>	Safety pins, sewing kit
<input type="checkbox"/>	2 Pair Pants	<input type="checkbox"/>	Ziploc/garbage bags
<input type="checkbox"/>	3 Pair Socks	<input type="checkbox"/>	Duct tape
<input type="checkbox"/>	3 Underwear	<input type="checkbox"/>	Toothbrush/Paste & Floss
<input type="checkbox"/>	Rainwear (or quick dry wear)	<input type="checkbox"/>	Razor / Shaving Oil / Mirror
<input type="checkbox"/>	Hat	<input type="checkbox"/>	Bar Soap & container(or ziploc)
<input type="checkbox"/>	Clothesline	<input type="checkbox"/>	Deodorant
<input type="checkbox"/>	1 Pair Walking Shoes	<input type="checkbox"/>	Nail clippers
<input type="checkbox"/>	Sandals	<input type="checkbox"/>	Viscose Towel
<input type="checkbox"/>	Belt	<input type="checkbox"/>	Flat sink stopper
<input type="checkbox"/>	Lightweight duffel/laundry	<input type="checkbox"/>	Cold water detergent
<input type="checkbox"/>	Cable lock	<input type="checkbox"/>	TP
<input type="checkbox"/>	Alarm clock or kitchen timer	<input type="checkbox"/>	Water Purifier
<input type="checkbox"/>	Flashlight and batteries(AA)	<input type="checkbox"/>	Analgesic/diarrhea/infection
<input type="checkbox"/>	Flat multi- whistle	<input type="checkbox"/>	Insect repellent/ mosquito net
<input type="checkbox"/>	Inflatable travel pillow	<input type="checkbox"/>	Sunscreen
<input type="checkbox"/>	Bandages	<input type="checkbox"/>	Insurance card
<input type="checkbox"/>	Tweezers	<input type="checkbox"/>	Travel Tickets
<input type="checkbox"/>	Prescription meds w/ bottle	<input type="checkbox"/>	2 Personal Checks / Credit Card
<input type="checkbox"/>	Sunglasses and sock	<input type="checkbox"/>	Camera
<input type="checkbox"/>	Earplugs / Eye Mask	<input type="checkbox"/>	Global Cell Phone
<input type="checkbox"/>	Pens and small notebook	<input type="checkbox"/>	Personal Items
<input type="checkbox"/>	Universal Translator	<input type="checkbox"/>	Gifts
<input type="checkbox"/>	Bible and other reading	<input type="checkbox"/>	Personal Cash (100-200 US)
<input type="checkbox"/>	Passport / Visas / IDs	<input type="checkbox"/>	Mission Critical Cash
<input type="checkbox"/>	Copies of Important Document	<input type="checkbox"/>	Chargers for all electronics

Bundle Wrapping Instructions (best performed on a flat surface like a bed)

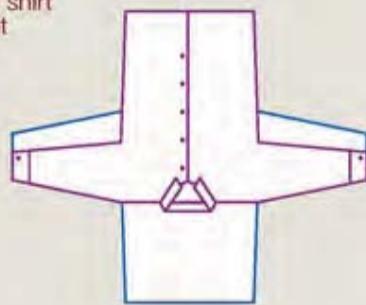
OneBag.com

©2006, Doug Dymert

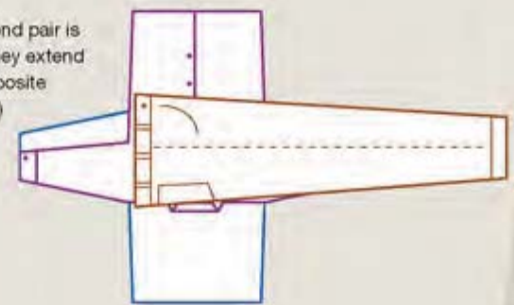
1 Shirt/jacket  
(remember that jackets, unlike shirts, face downward)



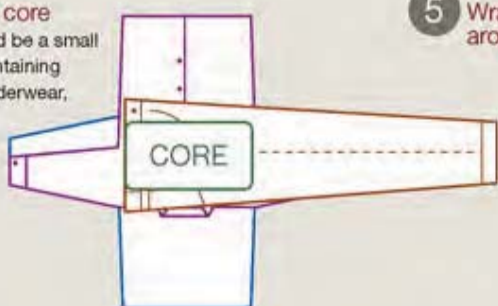
2 Another shirt or jacket



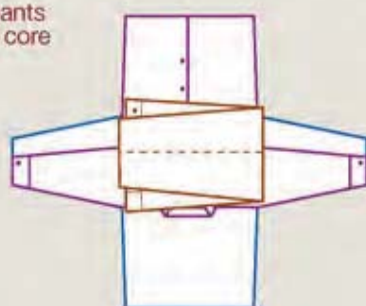
3 Pants  
(if a second pair is added, they extend in the opposite direction)



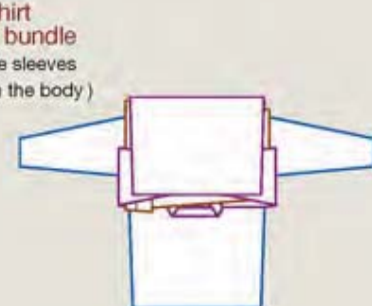
4 Add the core  
(this could be a small pouch containing socks, underwear, etc.)



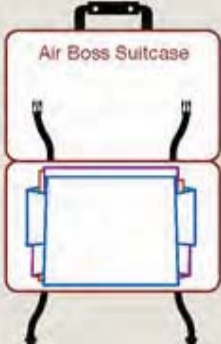
5 Wrap pants around core



6 Wrap shirt around bundle  
(wrap the sleeves first, then the body)



7 Wrap final shirt/jacket around bundle  
(then place inside suitcase with straps free of bundle)



8 Connect internal tie-downs



Bundle wrapping illustration courtesy of www.RedOxx.com